


**Purdue Employees Federal Credit Union  
Balance Sheet**

	<u>Current Month</u> <u>September 30, 2009</u>	<u>Prior Year End</u> <u>December 31, 2008</u>
*Total Loans	\$472,453,503	\$442,252,231
Allowance for Loan Loss	(2,345,703)	(1,872,549)
Cash	4,284,580	4,784,385
Investments	73,995,223	60,333,705
Deposit Insurance	4,251,679	4,460,371
Other Receivables	6,551,098	5,852,167
Land & Fixed Assets Net	<u>12,779,378</u>	<u>13,760,291</u>
<b>Total Assets</b>	<b><u>571,969,758</u></b>	<b><u>529,570,601</u></b>
Accounts Payable & Accrued Expense	4,397,650	4,685,902
Borrowings	0	0
Primary Share Savings	94,529,777	84,152,286
Other Savings	9,582,780	7,333,720
Share Draft Checking	97,600,013	91,774,143
Money Markets	139,733,054	109,486,162
IRA's	18,481,967	17,142,320
Certificates	<u>162,141,961</u>	<u>170,577,222</u>
Total Liabilities	526,467,202	485,151,755
Regular Reserves	7,502,640	7,502,640
Undivided Earnings	37,722,733	36,781,609
Other Comprehensive Income (Loss)	<u>277,183</u>	<u>134,597</u>
Total Owners Equity	45,502,556	44,418,846
<b>Total Liabilities &amp; Owners Equity</b>	<b><u>\$571,969,758</u></b>	<b><u>\$529,570,601</u></b>

*\*Total loans includes FELP Student Loan Program which was discontinued.*


*We have reviewed the financial statements and, based on our knowledge, the statements are true and fairly present in all material respects PEFCU's financial condition and results of operations.*



Robert A. Falk, President/CEO



Robert W. Bain, Treasurer




Brian D. Musser, Vice President/CFO

**Purdue Employees Federal Credit Union**  
**Income Statement**  
**For the Period Ending September 30, 2009**

	<b>Current Month</b>	<b>Year to Date</b>
<b>Income</b>		
Interest on Loans	\$2,291,663	\$20,405,533
Service Charges on Loans	380,703	4,639,203
Investment Income	95,172	842,877
Service Charges on Deposits	344,820	2,832,344
<b>Total Operating Income</b>	<b>3,112,358</b>	<b>28,719,957</b>
<b>Expenses</b>		
Employee Comp & Benefits	784,571	7,695,324
Employee Education & Training	13,676	125,277
Association Dues	6,885	64,395
Office Occupancy	183,151	1,547,553
Office Operations	450,726	4,185,342
Marketing	108,451	851,922
Loan Servicing Expense	245,937	2,083,616
Professional & Outside Service	(13,529)	219,215
Provision for Loan Loss	180,000	1,610,000
Member Insurance	7,346	127,333
Misc Operating Expense	19,945	249,417
<b>Total Operating Expense</b>	<b>1,987,159</b>	<b>18,759,394</b>
Net Operating Income Before Dividends	1,125,199	9,960,563
Cost of Funds	639,361	6,456,880
<b>Net Income from Operations</b>	<b>485,838</b>	<b>3,503,683</b>
**NCUSIF Stabilization Expense	0	(730,312)
**Corporate Credit Union Impairment	0	(2,128,678)
Other Non-Operating Income/Expense	52,115	296,432
<b>Net Income (Loss)</b>	<b>\$537,953</b>	<b>\$941,125</b>

*\*\*Required expense from NCUA action to insure the national stability of the corporate credit union system*


*We have reviewed the financial statements and, based on our knowledge, the statements are true and fairly present in all material respects PEFCU's financial condition and results of operations.*



Robert A. Falk, President/CEO



Robert W. Bain, Treasurer



Brian D. Musser, Vice President/CFO