


**Purdue Employees Federal Credit Union  
Balance Sheet**

	<u>Current Month</u> <u>June 30, 2009</u>	<u>Prior Year End</u> <u>December 31, 2008</u>
*Total Loans	\$468,749,063	\$442,252,231
Allowance for Loan Loss	(2,213,626)	(1,872,549)
Cash	4,310,974	4,784,385
Investments	62,191,425	60,333,705
Deposit Insurance	4,251,679	4,460,371
Other Receivables	6,756,196	5,852,167
Land & Fixed Assets Net	<u>13,093,215</u>	<u>13,760,291</u>
<b>Total Assets</b>	<b><u>557,138,926</u></b>	<b><u>529,570,601</u></b>
Accounts Payable & Accrued Expense	663,331	4,685,902
Borrowings	0	0
Primary Share Savings	96,277,861	84,152,286
Other Savings	9,338,549	7,333,720
Share Draft Checking	92,362,146	91,774,143
Money Markets	135,447,791	109,486,162
IRA's	18,274,296	17,142,320
Certificates	<u>161,044,991</u>	<u>170,577,222</u>
Total Liabilities	513,408,965	485,151,755
Regular Reserves	7,502,640	7,502,640
Undivided Earnings	36,021,160	36,781,609
Other Comprehensive Income (Loss)	<u>206,161</u>	<u>134,597</u>
Total Owners Equity	43,729,961	44,418,846
<b>Total Liabilities &amp; Owners Equity</b>	<b><u>\$557,138,926</u></b>	<b><u>\$529,570,601</u></b>

*\*Total loans includes FELP Student Loan Program which was discontinued.*


*We have reviewed the financial statements and, based on our knowledge, the statements are true and fairly present in all material respects PEFCU's financial condition and results of operations.*



Robert A. Falk, President/CEO



Robert W. Bain, Treasurer




Brian D. Musser, Vice President/CFO

**Purdue Employees Federal Credit Union**  
**Income Statement**  
**For the Period Ending June 30, 2009**

	<b>Current Month</b>	<b>Year to Date</b>
<b>Income</b>		
Interest on Loans	\$2,252,871	\$13,449,920
Service Charges on Loans	648,613	3,310,948
Investment Income	104,420	546,920
Service Charges on Deposits	323,056	1,866,276
<b>Total Operating Income</b>	<b>3,328,960</b>	<b>19,174,064</b>
<b>Expenses</b>		
Employee Comp & Benefits	835,888	5,253,871
Employee Education & Training	12,293	82,728
Association Dues	6,906	43,245
Office Occupancy	171,237	1,022,649
Office Operations	452,812	2,830,351
Marketing	86,355	538,706
Loan Servicing Expense	241,201	1,376,845
Professional & Outside Service	28,240	171,539
Provision for Loan Loss	180,000	1,070,000
Member Insurance	13,450	83,073
Misc Operating Expense	19,551	173,606
<b>Total Operating Expense</b>	<b>2,047,933</b>	<b>12,646,613</b>
Net Operating Income Before Dividends	1,281,027	6,527,451
Cost of Funds	675,371	4,469,083
<b>Net Income from Operations</b>	<b>605,656</b>	<b>2,058,368</b>
**NCUSIF Stabilization Expense	3,280,851	(730,312)
**Corporate Credit Union Impairment	(1,500,000)	(2,128,678)
Other Non-Operating Income/Expense	24,126	40,172
<b>Net Income (Loss)</b>	<b>\$2,410,633</b>	<b>(\$760,450)</b>

*\*\*Required expense from NCUA action to insure the national stability of the corporate credit union system*


*We have reviewed the financial statements and, based on our knowledge, the statements are true and fairly present in all material respects PEFCU's financial condition and results of operations.*



Robert A. Falk, President/CEO



Robert W. Bain, Treasurer



Brian D. Musser, Vice President/CFO