


**Purdue Employees Federal Credit Union  
Balance Sheet**

	<u>Current Month</u> <u>April 30, 2009</u>	<u>Prior Year End</u> <u>December 31, 2008</u>
*Total Loans	\$462,145,342	\$442,252,231
Allowance for Loan Loss	(2,036,744)	(1,872,549)
Cash	5,798,500	4,784,385
Investments	70,779,422	60,333,705
Deposit Insurance	1,465,390	4,460,371
Other Receivables	6,207,173	5,852,167
Land & Fixed Assets Net	<u>13,371,056</u>	<u>13,760,291</u>
<b>Total Assets</b>	<b><u>557,730,139</u></b>	<b><u>529,570,601</u></b>
Accounts Payable & Accrued Expense	3,469,207	4,685,902
Borrowings	0	0
Primary Share Savings	95,489,803	84,152,286
Other Savings	9,333,597	7,333,720
Share Draft Checking	95,985,088	91,774,143
Money Markets	129,992,135	109,486,162
IRA's	18,156,137	17,142,320
Certificates	<u>164,498,007</u>	<u>170,577,222</u>
Total Liabilities	516,923,974	485,151,755
Regular Reserves	7,502,640	7,502,640
Undivided Earnings	33,136,271	36,781,609
Other Comprehensive Income (Loss)	<u>167,254</u>	<u>134,597</u>
Total Owners Equity	40,806,165	44,418,846
<b>Total Liabilities &amp; Owners Equity</b>	<b><u>\$557,730,139</u></b>	<b><u>\$529,570,601</u></b>

*\*Total loans includes FELP Student Loan Program which was discontinued.*

*We have reviewed the financial statements and, based on our knowledge, the statements are true and fairly present in all material respects PEFCU's financial condition and results of operations.*



Robert A. Falk, President/CEO



Robert W. Bain, Treasurer




Brian D. Musser, Vice President/CFO

**Purdue Employees Federal Credit Union**  
**Income Statement**  
**For the Period Ending April 30, 2009**

	<b>Current Month</b>	<b>Year to Date</b>
<b>Income</b>		
Interest on Loans	\$2,243,896	\$8,910,484
Service Charges on Loans	527,507	2,093,923
Investment Income	82,380	345,339
Service Charges on Deposits	325,913	1,232,598
<b>Total Operating Income</b>	<b>3,179,696</b>	<b>12,582,344</b>
<b>Expenses</b>		
Employee Comp & Benefits	874,152	3,506,829
Employee Education & Training	11,298	51,412
Association Dues	7,504	30,996
Office Occupancy	167,470	682,749
Office Operations	472,263	1,901,292
Marketing	115,304	357,351
Loan Servicing Expense	222,817	914,199
Professional & Outside Service	29,140	114,345
Provision for Loan Loss	180,000	710,000
Member Insurance	14,292	55,384
Misc Operating Expense	18,769	107,483
<b>Total Operating Expense</b>	<b>2,113,009</b>	<b>8,432,040</b>
Net Operating Income Before Dividends	1,066,687	4,150,304
Cost of Funds	717,775	3,071,032
<b>Net Income from Operations</b>	<b>348,912</b>	<b>1,079,272</b>
**NCUSIF Stabilization Expense	0	(4,011,162)
**Corporate Credit Union Impairment	0	(628,678)
Other Non-Operating Income/Expense	131,370	(84,770)
<b>Net Income (Loss)</b>	<b>\$480,282</b>	<b>(\$3,645,338)</b>

*\*\*Required expense from NCUA action to insure the national stability of the corporate credit union system*


*We have reviewed the financial statements and, based on our knowledge, the statements are true and fairly present in all material respects PEFCU's financial condition and results of operations.*



Robert A. Falk, President/CEO



Robert W. Bain, Treasurer



Brian D. Musser, Vice President/CFO